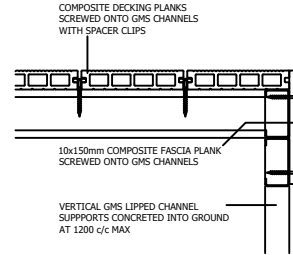
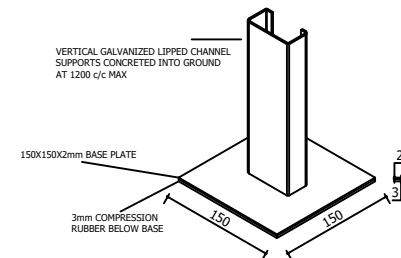


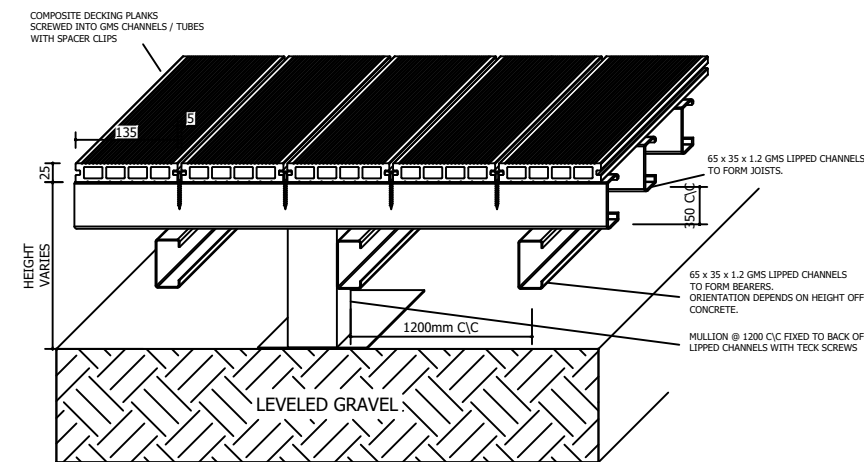
PLAN VIEW



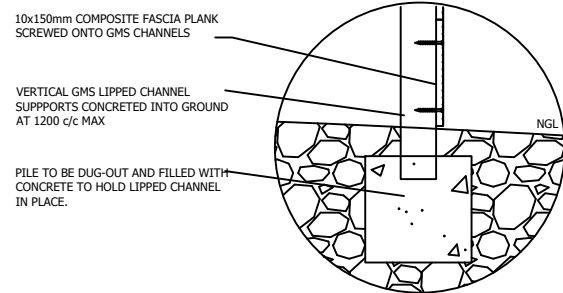
TYPICAL DECKING EDGE DETAILS
Scale 1:5



TYPICAL BEARER MULLION DETAIL
Scale 1:20



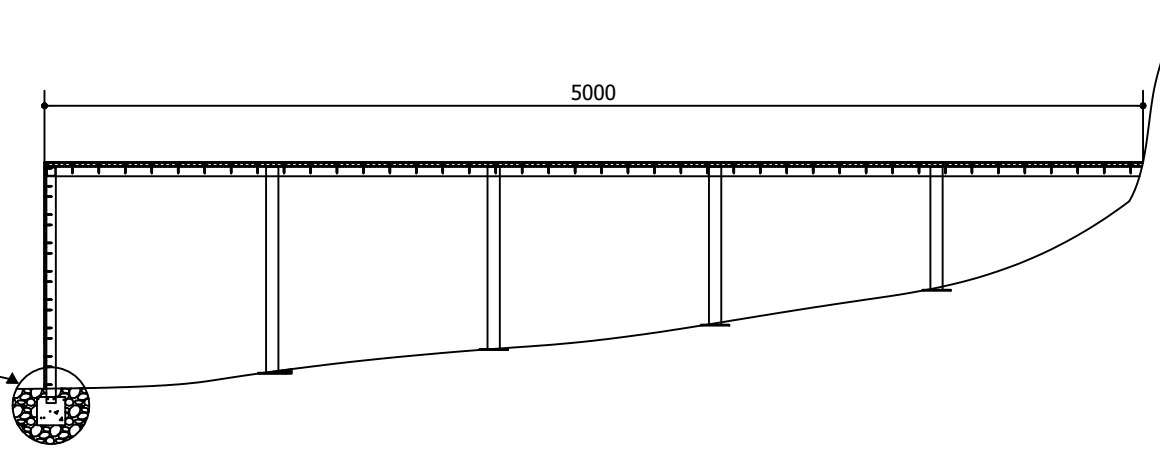
TYPICAL DECKING DETAILS
Scale 1:5



10x150mm COMPOSITE FASCIA PLANK
SCREWED ONTO GMS CHANNELS

VERTICAL GMS LIPPED CHANNEL
SUPPORTS CONCRETED INTO GROUND
AT 1200 c/c MAX

PILE TO BE DUG-OUT AND FILLED WITH
CONCRETE TO HOLD LIPPED CHANNEL
IN PLACE.



SECTION D-D

ARCHITECT'S SIGNATURE _____
OWNER'S SIGNATURE _____
ENGINEER'S SIGNATURE _____

General notes
The design on this drawing is copyright and remains the property of the architect.
All work to conform to SANS 10400 National Building regulations (2011) and to local authority requirements.
All relevant levels, dimensions and details to be checked on site before commencing any work. Report any discrepancies to the architect immediately. Do not scale.

Structural notes
All structural work to structural engineer's detail and specification.
Soil below foundations and backfill below concrete surface beds to be well compacted.

Waterproofing notes
USB green waterproofing membrane to all concrete surface beds. DPC to base of all external walls and to windowills.
Flexible waterproofing to all flat roof slabs, parapets etc.
Flexible waterproofing under floor finish of any room containing sanitary fixtures, as well as to the floor and walls of any shower.

Drainage and plumbing notes
All soil- and waste pipes to be accessible along their entire length. IE's to all bends and junctions of waste- and soil pipes, CE's every 25m max.
65mm reset traps to all waste fittings.

Thermal insulation notes
All hot water pipes to be lagged to comply with SANS 10252.1
Geysers to be insulated: insulation R-value 2.0

Environmental sustainability and energy usage
All work to comply with SANS 10400-X and SANS 10400-XA
Fenestration: SANS 613
Solar Geysers: SANS 1307
Floors: SANS 10400-1
Walls: SANS 10400-K
Roofs: SANS 10400-L
Glazing: SANS 10400-N
Lighting and ventilation: SANS 10400-O
Space heating: SANS 10400-V

REVISIONS		
R	DATE	DESCRIPTION
A	2020-06-29	DETAILS FOR APPROVAL

BESTDECK
SIMPLY THE BEST

PROJECT TITLE
**HOUSE MIDLANDS
COMPOSITE DECKING
DETAILS**

DECK 3 & 4 - ROCK BACK		
DRAWN BY:		J.K. JORDAAN
APPROVED BY:		Mr. S. Martin
DATE DRAWN:		2020-06-29
SIZE	SCALE	PROJECT No.
A3	AS SHOWN	07/20
DRAWING No.		REVISION
300		A